

Project:	
Type:	
Catalog #:	



IP66



SPECIFICATIONS

UL:

Suitable for wet locations

Operating temperature: -40°C to +55°C (-40°F to 131°F)

LEDs:

Long-life, high-efficiency, surface mount LEDs

Drivers(s):

Class 2, 50/60Hz. 100 - 277V, 4kV standard, 6kV optional surge protection

Lifespan:

50,000+ hours LED lifespan based on IES LM-80 results & TM-21 calculations at 25°C, and ERP>6000h

IP Rating:

IEC60598 Ingress Protection rating of IP66 for dust and water

Housing:

Die-cast aluminum housing

Mounting:

Ceiling Mount, Wall mounting

Lens:

High transmittance tempered glass

Effective Projected Area:

EPA = 0.61

CCT:

Available in 3000K-6500K color temperature

CRI:

CRI ≥70

Beam angle:

The maximum luminous beam angle 90°

Color Stability:

LED color temperature is warranted to shift no more than 200K in CCT over a 5-years period

Color Uniformity:

FME's range of CCT (Correlated Color Temperature) follows the guidelines of the American National Standard for Specifications for the Chromaticity of Solid State Lighting (SSL) Products, ERP C78.377-2017.

Finish:

Formulated for high durability and long-lasting color

Green Technology:

Mercury and UV free. RoHS-compliant components

IESNA LM-79 Testing:

FME LED luminaires have been tested by an independent laboratory in accordance with IESNA LM-79 and IEC60598

PRODUCT DESCRIPTION

- Available from 24W (≥2,880lm) - 50W (≥6,000lm);
- Offered with 2 mounting options: Ceiling Mount, Wall mounting;
- Wide optics for uniform illumination;
- Entry Size: 3/4"-14 NPT or M25 X1.5 or M26 X1.5;
- 50,000+ hours LED lifespan;
- Class I, Division 2, Groups A, B, C and D;
- Damp and wet locations;

Standard :

US: UL 844; UL 1598;

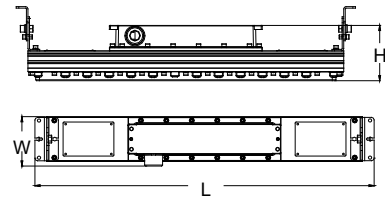
Canada: CSA C22.2 No. 137; CSA C22.2 No. 250.0

Applications:

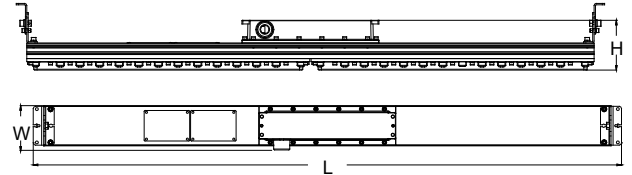
Wastewater treatment, oil and gas refineries, drilling rigs, petrochemical facilities, food and beverage facilities, tunnels, outdoor wall and stanchion mounted general area lighting, and where flammable vapors, gases are present.

PRODUCT DIMENSIONS


Series models	Size(L×W×H)
MET2	666×97×109 mm/26.2×3.8×4.3"
MET4	1289×97×109mm/50.7×3.8×4.3"



MET2



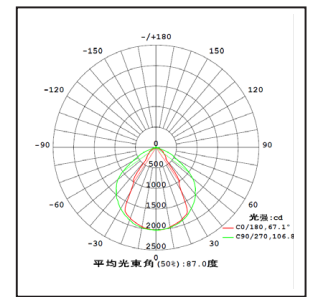
MET4



MET2



MET4



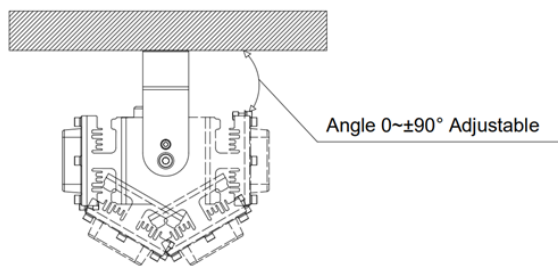
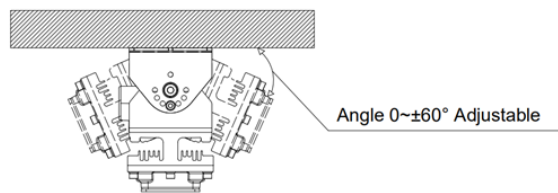
ORDERING INFORMATION

Product Series	Wattage	Voltage	CCT	Finish	Mounting
MET2 = 2FT	A 20W	LV 100-277V	3K 3000K	G Gray	C6 Ceiling 60°
MET4 = 4FT	B 30W		4K 4000K	Y Yellow	C9 Ceiling 90°
	C 36W		5K 5000K		W6 Wall 60°
	D 40W		57K 5700K		W9 Wall 90°
	E 50W		65K 6500K		

Performance

Product Model	MET2-(20W~36W)	MET4-(30W~50W)
Type	LED Explosion Proof Linear	LED Explosion Proof Linear
Mounting	Ceiling Mount / Wall mounting	Ceiling Mount / Wall mounting
Power (W)	30W / 36W / 40W / 50W	24W / 30W / 36W
Voltage - Frequency	100-277Vac 50-60Hz	100-277Vac 50-60Hz
CCT	Provides 3000K to 6500K	Provides 3000K to 6500K
CRI (Ra) (typ.)	≥70	≥70
Luminous Flux (lm)	120~140lm/W	120~140lm/W
Bare Lamp efficacy (LPW)	140	140
Beam Angle	90°	90°
Power Factor	>0.95	>0.95
Rated Lifetime - L70 (hrs.)	50,000	50,000
Product Size (L×W×H)	666×97×109 mm/26.2×3.8×4.3"	1289×97×109mm/50.7×3.8×4.3"
Housing	ADC12 and 6063 Aluminum+Tempered glass	ADC12 and 6063 Aluminum+Tempered glass

Ceiling mount



Wall mounting

